

12055
Pigeonite Basalt
912 grams




Figure 1: Photo of broken surface of 12055. NASA # S69-61032

Introduction

This little potato has zap pits on all sides. The texture is very like that of 12052 and 12053.

Petrography

Baldrige et al. (1979) briefly mention 12055 as a “porphyritic rock with a medium-grained, variolitic to subophitic groundmass”. They mention that the width of plagioclase laths is 115 microns. Figures 2 a,b show random orientation of pyroxene phenocrysts in 12055.

Chemistry

The chemical composition of 12055 is the same as that of 12052 and 12053 (table 1).

Radiogenic age dating

The Rb/Sr age was determined by Nyquist et al. (1977) to be 3.19 ± 0.06 b.y. (figure 5).

Cosmogenic isotopes and exposure ages

Burnett et al. (1975) determined an exposure age of 330 m.y. by $^{126}\text{Xe}/\text{Ba}$.

Other Studies

Bogard et al. (1971) reported the content and isotopic composition of rare gases in 12055.

Processing

12055,35 is on public display at the Cleveland Museum of Natural History (figure 7). Pieces of 12055 are also on public display in the Philippines and in Bonn, Germany. There are 4 thin sections.

Mineralogical Mode for 12055

	Neal et al. 1994
Olivine	1
Pyroxene	58.2
Plagioclase	33.8
Ilmenite	0.4
Chromite +Usp	3.3
mesostasis	1.4
“silica”	0.4



Figure 2a: Reflected light photomicrograph of 12052,8 showing porosity and random ilmenite. Scale is 1 cm.



Figure 2b: Transmitted light photomicrograph of 12052,8 showing random pyroxene and plagioclase. Scale 1 cm. NASA #S70-51003.

List of Photo #s for 15055

- | | |
|-------------------|---------------|
| S69-61011 – 61034 | B & W mug |
| S69-62690 – 62698 | B & W mug |
| S69-63835 – 63838 | color mug |
| S70-22488 – 22491 | color mug |
| S70-29255 – 29259 | display |
| S86-38612 – 38615 | surface color |

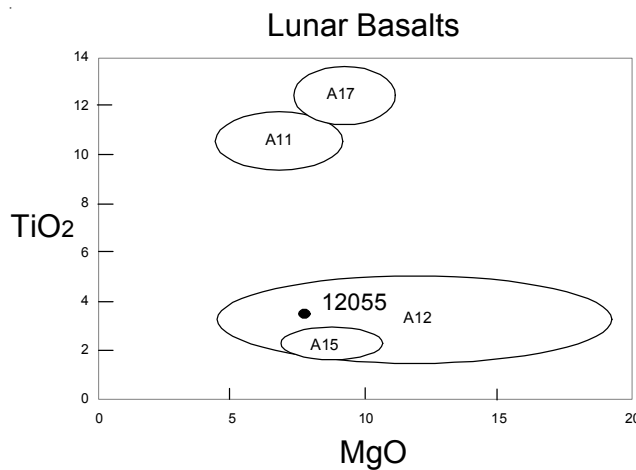


Figure 3: Composition of 12055 compared with that of other lunar basalts.

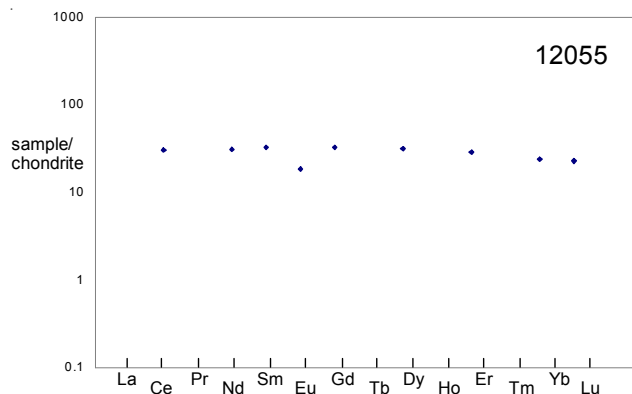


Figure 4: Normalized rare-earth-element diagram for 12055 (Nyquist et al. 1977).

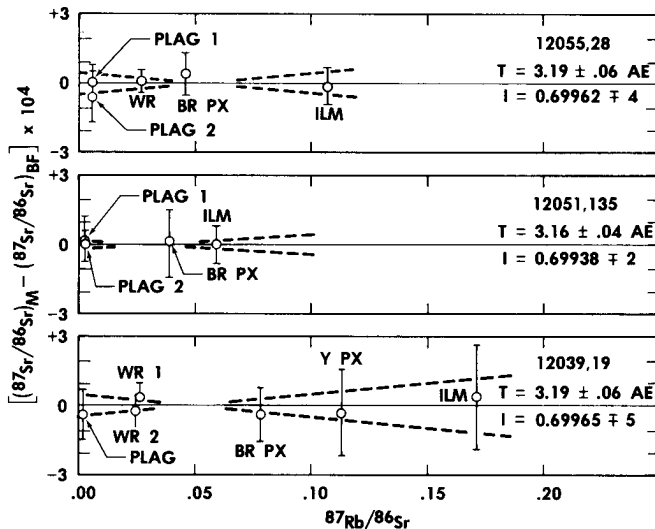


Figure 5: Rb/Sr isochron for 12055 (Nyquist et al. 1977).

Summary of Age Data for 12055

	Ar/Ar	Rb/Sr	Nd/Sm
Nyquist et al. 1977		3.19 ± 0.06 b.y.	



Figure 6: Large portion of 12055,0 showing zap pitted surface with vesicles. Cube is 1 inch. NASA #S86-38615.



Figure 7: Lunar display case. NASA S70-29258.

Table 1. Chemical composition of 12055.

reference weight	Rhodes77		Nyquist77	
SiO ₂ %	47	(c)		
TiO ₂	3.52	(c)		
Al ₂ O ₃	10.15	(c)		
FeO	19.54	(c)		
MnO	0.29	(c)		
MgO	7.46	(c)		
CaO	11.1	(c)		
Na ₂ O	0.27	(a)		
K ₂ O	0.07	(c)	0.062	(b)
P ₂ O ₅	0.07	(c)		
S %	0.07	(c)		
sum				
Sc ppm	54	(a)		
V				
Cr	3200	(a)		
Co	38	(a)		
Ni				
Cu				
Zn				
Ga				
Ge ppb				
As				
Se				
Rb			1.14	(b)
Sr	121	(c)	120	(b)
Y	43	(c)		
Zr	131	(c)		
Nb	8.5	(c)		
Mo				
Ru				
Rh				
Pd ppb				
Ag ppb				
Cd ppb				
In ppb				
Sn ppb				
Sb ppb				
Te ppb				
Cs ppm				
Ba	69	(b)	68.8	(b)
La				
Ce	18.2	(a)	18.4	(b)
Pr				
Nd			14	(b)
Sm	5.25	(a)	4.8	(b)
Eu	0.95	(a)	1.05	(b)
Gd			6.44	(b)
Tb	1.02	(a)		
Dy			7.8	(b)
Ho				
Er			4.63	(b)
Tm				
Yb	4.4	(a)	3.98	(b)
Lu	0.67	(a)	0.562	(b)
Hf	5.2	(a)		
Ta				
W ppb				
Re ppb				
Os ppb				
Ir ppb				
Pt ppb				
Au ppb				
Th ppm				
U ppm				
technique	(a) INAA, (b) IDMS, (c) XRF			

References for 12055

Baldrige W.S., Beaty D.W., Hill S.M.R. and Albee A.L. (1979) The petrology of the Apollo 12 pigeonite basalt suite. *Proc. 10th Lunar Planet. Sci. Conf.* 141-179.

Bogard D.D., Funkhouser J.G., Schaeffer O.A. and Zahringer J. (1971) Noble gas abundances in lunar material-cosmic ray spallation products and radiation ages from the Sea of Tranquillity and the Ocean of Storms. *J. Geophys. Res.* **76**, 2757-2779.

Burnett D.S., Huneke J.C., Podosek F.A., Russ G.P., Turner G. and Wasserburg G.J. (1972) The irradiation history of lunar samples (abs). *Lunar Sci.* **III**, 105-107. Lunar Planetary Institute, Houston.

James O.B. and Wright T.L. (1972) Apollo 11 and 12 mare basalts and gabbros: Classification, compositional variations and possible petrogenetic relations. *Geol. Soc. Am. Bull.* **83**, 2357-2382.

LSPET (1970) Preliminary examination of lunar samples from Apollo 12. *Science* **167**, 1325-1339.

Neal C.R., Hacker M.D., Snyder G.A., Taylor L.A., Liu Y.-G. and Schmitt R.A. (1994a) Basalt generation at the Apollo 12 site, Part 1: New data, classification and re-evaluation. *Meteoritics* **29**, 334-348.

Neal C.R., Hacker M.D., Snyder G.A., Taylor L.A., Liu Y.-G. and Schmitt R.A. (1994b) Basalt generation at the Apollo 12 site, Part 2: Source heterogeneity, multiple melts and crustal contamination. *Meteoritics* **29**, 349-361.

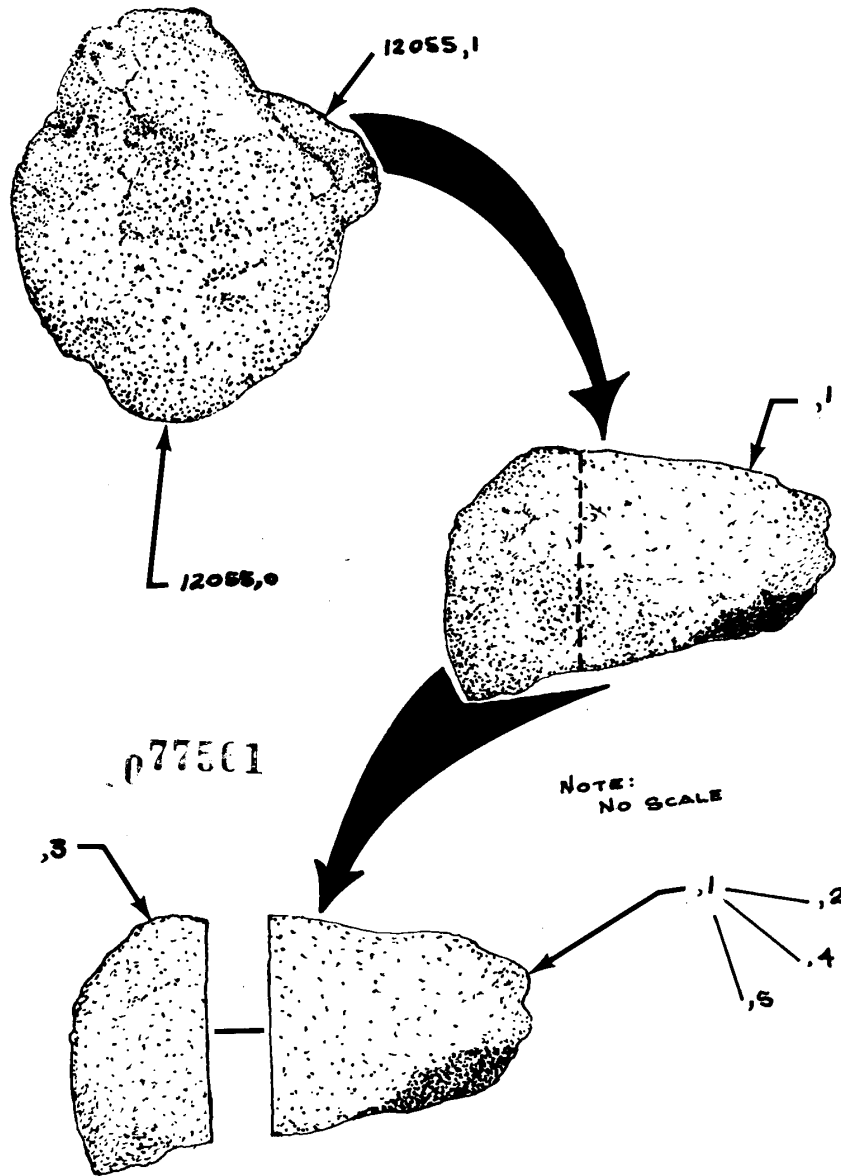
Nyquist L.E., Bansal B.M., Wooden J. and Wiesmann H. (1977) Sr-isotopic constraints on the petrogenesis of Apollo 12 mare basalts. *Proc. 8th Lunar Sci. Conf.* 1383-1415.

Nyquist L.E., Shih C.-Y., Wooden J.L., Bansal B.M. and Wiesmann H. (1979) The Sr and Nd isotopic record of Apollo 12 basalts: Implications for lunar geochemical evolution. *Proc. 10th Lunar Planet. Sci. Conf.* 77-114.

Warner J. (1970) Apollo 12 Lunar Sample Information. NASA TR R-353. JSC (catalog)

THE CUTTING AND CHIPPING OF LUNAR ROCK

12055 DRAWING COMPLETED SEPT 23, 1971



C Meyer
05

12055
912 g

,1	,29 10 g	,32 285 g	,33 60 g	,35 253 g	,36 62 g	,37 114 g	,39 15 g	,40 61 g	,41 15 g
	display			display					

,3
PB

,6
|
,9
TS