


12015
Olivine Vitrophyre
191.2 grams



*Figure 1: Photo of 12015 showing large vesicle (~3 cm dia.). Sample is 6 cm across.
NASA #S74-34503.*

Introduction

12015 is an olivine vitrophyre generally similar to 12009. It is black because of its fine grained opaque matrix and also has a portion of a very large gas bubble (figure 1). The bulk composition of 12015 (and 12009) is thought to represent the original magma composition of Apollo 12 mare basalts.

Petrography

12015 is an olivine vitrophyre with skeletal and dendritic olivine and pyroxene phenocrysts (Baldrige et al. 1979). Microphenocrysts of chromite are also an early phase. These phenocrysts are set in a nearly opaque fine-grained matrix of dendritic pyroxene, plagioclase, filamental ilmenite, cristobalite, troilite, Fe-metal and glass.

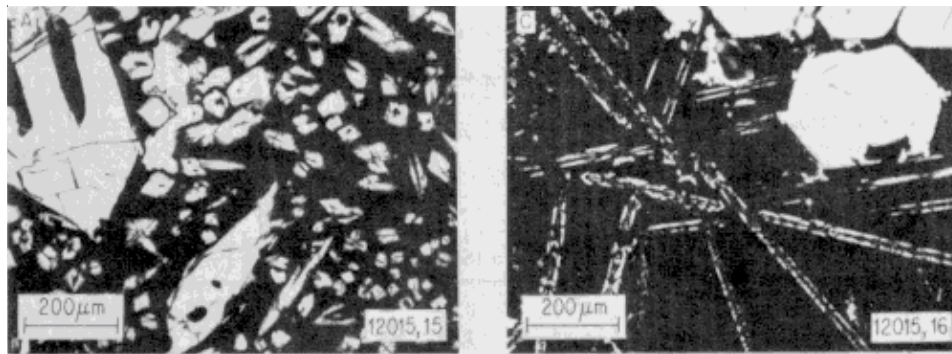


Figure 2: Copies of photomicrographs of two thin sections of 12015 (from Baldrige et al. 1979).

Two thin sections of 12015 studied by Baldrige et al. (1979) had different textures (figure 2), both containing olivine phenocrysts set in fine-grained opaque matrix.

Mineralogy

Olivine: Olivine phenocrysts (Fo₇₆ to Fo₅₉) occur as equant to elongate grains <1 mm in size with slot-shaped inclusions of matrix. Rims of olivine contain chromite and metallic iron inclusions.

Pyroxene: Pyroxene compositions in 12015 were determined by Baldrige et al. (1979) (figure 3). The pyroxene compositions are very aluminous (> 9 wt. %)

Chromite: Chrome spinel is an early forming phase in 12015 (Baldrige et al. 1979).

Chemistry

The bulk chemical composition of 12015 appears to be similar to that of 12009 (table 1, figure 4 and 5). However, Baldrige et al. (1979) reported that the composition of “12015 lies on the extension of the fractionation trend defined by pigeonite basalts.” Baldrige et al. noted that removal of olivine and chromite from 12015 liquid composition could account for the composition of 12011 and 12043.

Walker et al. (1976), Rhodes et al. (1977) and Lindstrom and Haskin (1978) discuss the composition of 12015 (also 12009) as the starting magma composition of the Apollo 12 olivine basalt series. The olivine basalts correspond to a simple mixture of phenocryst olivine and 12015-like liquid.

Radiogenic age dating

Nyquist et al. (1979) and Snyder et al. (1997) reported the isotopic composition of Sr and Nd, but it was not possible to determine an isochron age.

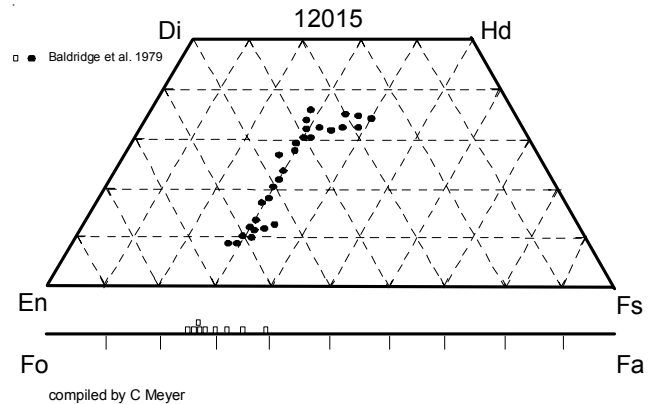


Figure 3: Pyroxene and olivine composition of 12015 (adapted from Baldrige et al. 1979).

Other Studies

Bogard et al. (1971) reported the content and isotopic composition of rare gases in 12015.

Processing

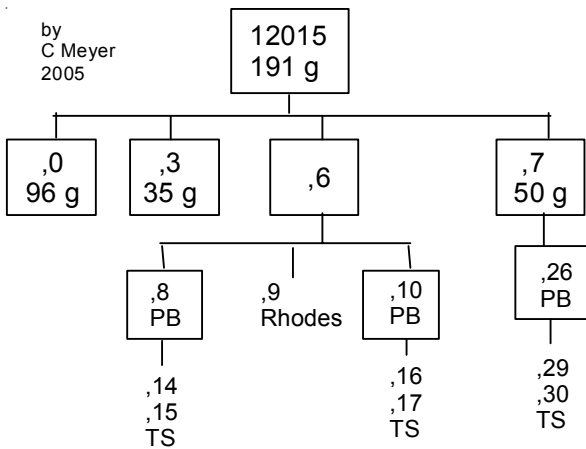
12015 broke into three large pieces. There are 6 thin sections.

List of Photo #s for 12015

- S69-23391-393 B&W
- S69-62872-873
- S69-63342-350
- S69-64103
- S69-64128
- S70-24713-721
- S74-34502-503

Mineralogical Mode for 12015

	Neal et al. 1994	Baldrige et al. 1979	
Olivine	62.3	10.3	20.4
Pyroxene		43	13.6
Plagioclase			
Ilmenite			
Chromite +Usp	3.2	0.3	0.2
mesostasis	33.7	46.3	65.7



References for 12015

Baldrige W.S., Beatty D.W., Hill S.M.R. and Albee A.L. (1979) The petrology of the Apollo 12 pigeonite basalt suite. *Proc. 10th Lunar Planet. Sci. Conf.* 141-179.

Bogard D.D., Funkhouser J.G., Schaeffer O.A. and Zahringer J. (1971) Noble gas abundances in lunar material-cosmic ray spallation products and radiation ages from the Sea of Tranquillity and the Ocean of Storms. *J. Geophys. Res.* **76**, 2757-2779.

Lindstrom M.M. and Haskin L.A. (1978) Causes of compositional variations within mare basalt suites. *Proc. 9th Lunar Planet. Sci. Conf.* 465-486.

LSPET (1970) Preliminary examination of lunar samples from Apollo 12. *Science* **167**, 1325-1339.

Neal C.R. (2001) Interior of the moon: The presence of garnet in the primitive deep lunar mantle. *J. Geophys. Res.* **106**, 27865-27885.

Neal C.R., Hacker M.D., Snyder G.A., Taylor L.A., Liu Y.-G. and Schmitt R.A. (1994a) Basalt generation at the Apollo 12 site, Part 1: New data, classification and re-evaluation. *Meteoritics* **29**, 334-348.

Neal C.R., Hacker M.D., Snyder G.A., Taylor L.A., Liu Y.-G. and Schmitt R.A. (1994b) Basalt generation at the Apollo 12 site, Part 2: Source heterogeneity, multiple melts and crustal contamination. *Meteoritics* **29**, 349-361.

Nyquist L.E., Bansal B.M., Wooden J. and Wiesmann H. (1977) Sr-isotopic constraints on the petrogenesis of Apollo 12 mare basalts. *Proc. 8th Lunar Sci. Conf.* 1383-1415.

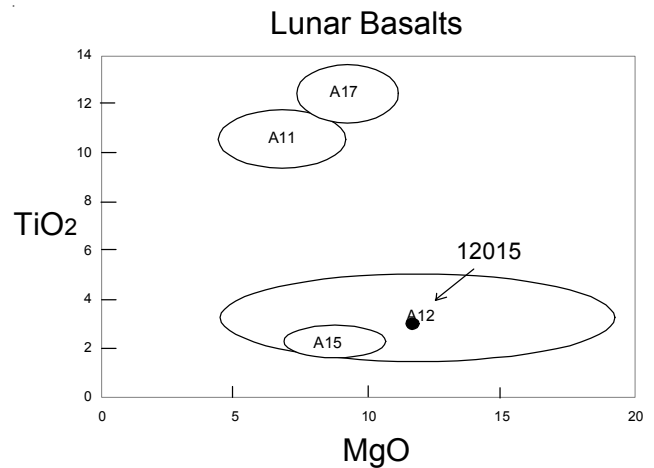


Figure 4: The composition of 12015 compared with that of other lunar basalts.

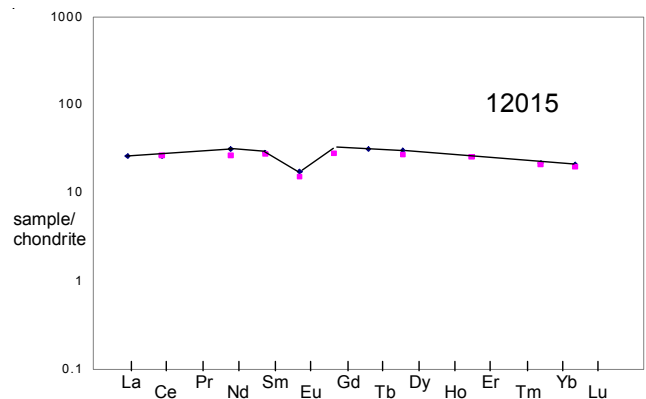


Figure 5: Normalized rare-earth-element pattern for 12015 (from Nyquist 1979).

Nyquist L.E., Shih C.-Y., Wooden J.L., Bansal B.M. and Wiesmann H. (1979) The Sr and Nd isotopic record of Apollo 12 basalts: Implications for lunar geochemical evolution. *Proc. 10th Lunar Planet. Sci. Conf.* 77-114.

Rhodes J.M., Blanchard D.P., Dungan M.A., Brannon J.C., and Rodgers K.V. (1977) Chemistry of Apollo 12 mare basalts: Magma types and fractionation processes. *Proc. 8th Lunar Sci. Conf.* 1305-1338.

Snyder G.A., Neal C.R., Taylor L.A. and Halliday A.N. (1997a) Anatexis of lunar cumulate mantle in time and space: Clues from trace-element, strontium and neodymium isotopic chemistry of parental Apollo 12 basalts. *Geochim. Cosmochim. Acta* **61**, 2731-2747.

Walker D., Kirkpatrick R.J., Longhi J. and Hays J.F. (1976) Crystallization history of lunar picritic basalt sample 12002: Phase-equilibria and cooling-rate studies. *Geol. Soc. Am. Bull.* **87**, 646-656.

Table 1. Chemical composition of 12015.

reference weight	Neal 94	Rhodes77	Nyquist79	LSPET70	Baldrige79	Snyder97	Neal2001
	.548 g		41 mg				
SiO ₂ %		44.98 (c)		38	47	(d) 45	
TiO ₂	2.9	(a) 2.86 (c)		3.2	2.9	(d) 2.86	
Al ₂ O ₃	8.7	(a) 8.57 (c)		11	9.26	(d) 8.57	
FeO	20.5	(a) 20.18 (c)		22	18.2	(d) 20.2	
MnO	0.269	(a) 0.29 (c)		0.33	0.27	(d) 0.29	
MgO	12.3	(a) 11.88 (c)		14	11.44	(d) 11.9	
CaO	8.9	(a) 9.21 (c)		9.8	10.02	(d) 9.21	
Na ₂ O	0.239	(a) 0.23 (a)		0.37	0.22	(d) 0.23	
K ₂ O	0.06	(a) 0.06 (c)	0.054	(b) 0.062	0.05	(d) 0.06	
P ₂ O ₅		0.06 (c)			0.06	(d) 0.06	
S %		0.07 (c)			0.1	(d)	
sum							
Sc ppm	48.4	(a) 46.1 (a)		44		47 (e)	44 (e)
V	186	(a)		95			118 (e)
Cr	4250	(a) 4600 (a)		3900		2470 (e)	2820 (e)
Co	47.8	(a) 51 (a)		47		51.9 (e)	52.6 (e)
Ni	62	(a) 50 (a)		70		73.5 (e)	56.5 (e)
Cu						12.4 (e)	12.4 (e)
Zn						12 (e)	17.1 (e)
Ga						3.63 (e)	2.83 (e)
Ge ppb							
As							
Se							
Rb			1.05	(b) 1		1.094 (e)	0.94 (e)
Sr	84	(a) 94 (c)	98.4	(b) 115		102.1 (e)	90 (e)
Y		35 (c)		46		34.5 (e)	37 (e)
Zr		110 (c)		160		127.6 (e)	102 (e)
Nb		6.6 (c)				8.01 (e)	6.8 (e)
Mo							0.12 (e)
Ru							
Rh							
Pd ppb							
Ag ppb						218 (e)	
Cd ppb							
In ppb							
Sn ppb							
Sb ppb							20 (e)
Te ppb							
Cs ppm						0.078 (e)	0.1 (e)
Ba	65	(a) 94 (b)	60.1	(b) 44		67 (e)	64.3 (e)
La	6.2	(a)				6 (e)	5.49 (e)
Ce	16	(a) 16.3 (a)	16.1	(b)		16.7 (e)	16.9 (e)
Pr						2.7 (e)	2.34 (e)
Nd	14.4	(a)	12.2	(b)		16.1 (e)	12.6 (e)
Sm	4.3	(a) 4.31 (a)	4.14	(b)		4.77 (e)	4.51 (e)
Eu	0.98	(a) 0.81 (a)	0.869	(b)		1.07 (e)	0.75 (e)
Gd			5.6	(b)		6.1 (e)	5.77 (e)
Tb	1.16	(a) 1.05 (a)				1.1 (e)	1.01 (e)
Dy	7.4	(a)	6.7	(b)		6.98 (e)	6.52 (e)
Ho						1.5 (e)	1.34 (e)
Er			4.07	(b)		4.09 (e)	3.89 (e)
Tm						0.57 (e)	0.54 (e)
Yb	3.6	(a)	3.52	(b)		3.59 (e)	3.53 (e)
Lu	0.52	(a) 0.53 (a)	0.486	(b)		0.5 (e)	0.51 (e)
Hf	3.3	(a) 3.5 (a)					2.87 (e)
Ta	0.38	(a)				0.432 (e)	0.4 (e)
W ppb							160 (e)
Re ppb							
Os ppb							
Ir ppb							
Pt ppb							
Au ppb							
Th ppm	0.74	(a)				0.68 (e)	0.72 (e)
U ppm						0.33 (e)	0.22 (e)

technique (a) INAA, (b) IDMS, (c) XRF, (d) from mode, (e) ICP-MS