

**12064**  
Ilmenite Basalt  
1214.3 grams



*Figure 1: Lunar basalt 12064. Sample is 7 cm across. NASA # S70-44454.*




Figure 2a: Photomicrograph of thin section 12064,6 by C Meyer @ 30x.




Figure 2b: Photomicrograph of thin section 12064,7 by C Meyer @ 30x (crossed polarizers).

## **Introduction**

12064 is an angular rock believed to be the one described by the astronauts as a “square rock” collected near the Surveyor spacecraft (figure 1). It is a coarse-grained ilmenite basalt that is 3.2 b.y. old.

## **Petrography**

Klein et al. (1971) and McGee et al. (1977) describe 12064 as “a coarse-grained subophitic basalt characterized by anhedral pyroxene crystals (0.4 to 2.0 mm) intergrown with plagioclase anheda (0.8 – 1 mm) and rare subhedral plagioclase tablets (0.2 – 1 mm).” The rather coarse-grained mesostasis of 12064 is characterized by intergrowths of fayalite, hedenbergite, and glass - also containing K-spar, whitlockite, apatite and two Zr-rich phases (Kushiro et al. 1971). Photomicrographs of representative thin sections are illustrated in figures 2 a,b,c,d.

## **Mineralogy**

***Olivine:*** 12064 contains trace fayalite (Kushiro et al. 1971).

***Pyroxene:*** The clinopyroxene in 12064 shows pronounced optical zoning from light tan at the center to dark brown border zones at the edge (Klein et al. 1971). The composition of pyroxenes in 12064 are plotted in figure 3.

***Pyroxferroite:*** Klein et al. (1971) remarked: “Pyroxferroite occurs sporadically as distinctly yellowish, transparent areas next to clinopyroxene. When the clinopyroxene and pyroxferroite coexist a clear and sharp optical contact is visible between them. The pyroxferroite shows a very limited range of composition, with FeO contents between 44 and 44.8 wt. % and CaO ranging from 5.9 to 6.8 %. The TiO<sub>2</sub>




Figure 2c: Photomicrograph of thin section 12064,8 by C Meyer @ 30x.




Figure 2d: Photomicrograph of thin section 12064,8 by C Meyer @ 100x (bottom is with crossed polarizers).

content is only 0.6 wt. %, which is considerably less than the coexisting brown clinopyroxene (1.1%).”

**Hedenbergite:** Kushiro et al. (1971) report that Fe-rich clinopyroxene ranges to hedenbergite composition in 12064 (figure 3).

**Plagioclase:** Anhedral plagioclase crystals are as large as 1.1 mm (Baldrige et al. 1979) and range from An<sub>93</sub> to An<sub>86</sub> (Kushiro et al. 1971).

**Opaques:** Ilmenite in 12064 occurs as rounded laths (1.0-2.4 mm). Ulvöspinel has ilmenite exsolution lamellae.

#### Mineralogical Mode of 12064

	McGee et al. 1977	Neal et al. 1994	Klein et al. 1971	Papike et al. 1976
olivine	1-2		1.6	
pyroxene	56-57	55.5	55.8	57.2
plagioclase	29-33	39.1	29.4	33.1
opaques	7		7.1	6.7
ilmenite		3.9		
chrom + usp		0.6		
“silica”	2-5	--	5	2.3
mesostasis	1	0.9	0.9	0.7

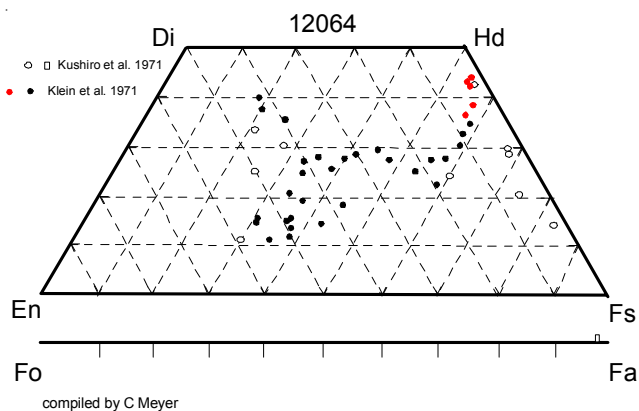


Figure 3: Pyroxene composition for 12064 (data mined from Kushiro et al. 1971 and Klein et al. 1971).

**Silica:** Long laths (1.5 mm) of tridymite are common in 12064 (Klein et al. 1971). Cristobalite occurs as anhedral to subhedral crystals.

**K-spar:** One K-feldspar in the coarse-grained mesostasis of 12064 was measured to have 11.6 % BaO (Kushiro et al. 1971).

### Chemistry

Kushiro and Haramura (1971), Scoon et al. (1971) and others determined the chemical composition of 12064 (table 1). Wänke et al. (1971) and Haskin et al. (1971) reported the REE pattern (figure 4).

### Radiogenic age dating

Papanastassiou and Wasserburg (1971a) determined the age of 12064 by Rb/Sr ( $3.18 \pm 0.09$ )(figure 7). Horn et al. (1975) carefully compared the Ar release pattern for plagioclase with pyroxene from 12064 (figure 6) and obtained an age of  $3.18 \pm 0.01$  b.y. Tatsumoto et al. (1971) reported U-Th-Pb isotopic data for density separations of 12064.

### Cosmogenic isotopes and exposure ages

O'Kelly et al. (1971) determined the cosmic-ray-induced activity of  $^{22}\text{Na}$  (40 dpm/kg),  $^{26}\text{Al}$  (51 dpm/kg),  $^{46}\text{Sc}$  (5 dpm/kg),  $^{48}\text{V}$  (22 dpm/kg),  $^{52}\text{Mn}$  (33 dpm/kg),  $^{54}\text{Mn}$  (35 dpm/kg) and  $^{56}\text{Co}$  (32 dpm/kg).

Horn et al. (1975) report an exposure age of 12064 of 255 m.y. Hintenberger et al. (1971) determined exposure ages for 12064 using  $^3\text{He}$  (210 m.y.),  $^{21}\text{Ne}$  (220 m.y.) and  $^{38}\text{Ar}$  (190 m.y.).

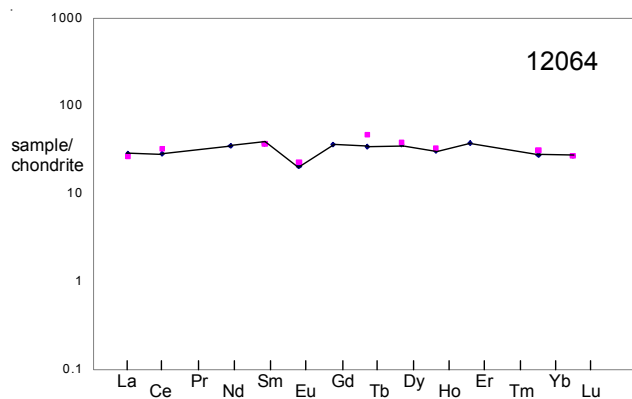


Figure 4: Normalized rare-earth-element diagram for lunar basalt 12064 (data from Haskin et al. 1971 connected by line).

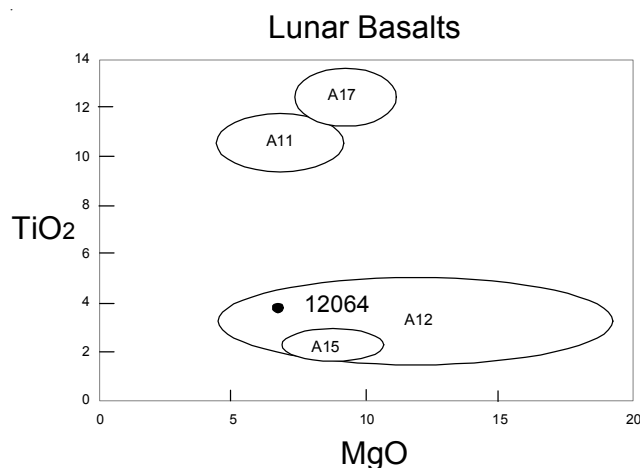


Figure 5: Composition of 12064 compared with other lunar basalts.

Crozaz et al. (1971) determined the track density and estimated the “surface dwell time” of  $1.5 \pm 0.2$  m.y.

### Other Studies

Bogard et al. (1971) and Hintenberger et al. (1971) reported the content and isotopic composition of rare gases in 12064.

Epstein and Taylor (1971) and Clayton et al. (1971) reported oxygen isotopic analysis of mineral separates.

### Processing

12064 was broken up with a rather large (17 cm) chisel (figure 8).

#### Summary of Age Data for 12064

	Ar/Ar	Rb/Sr
Horn et al. 1975	$3.18 \pm 0.01$ b.y.	
	$3.20 \pm 0.04$	
Papanastassiou and Wasserburg 1971a		$3.18 \pm 0.09$

**Caution: Beware the decay constant.**

**Table 1a. Chemical composition of 12064.**

reference weight	Kushiro71	LSPET70	LSPET70 1205 g	O'Kelly71 1205 g	Wanke71	Scoon71	Haskin71	Dickenson89
SiO <sub>2</sub> %	46.19	(a) 40				46.41	(a)	
TiO <sub>2</sub>	3.83	(a) 4.9			4.34	(c) 4.14	(a)	
Al <sub>2</sub> O <sub>3</sub>	10.96	(a) 12				10.5	(a)	
FeO	19.83	(a) 22			19.43	(c) 19.95	(a)	18.9 (c)
MnO	0.26	(a) 0.32			0.294	(c) 0.27	(a)	
MgO	6.6	(a) 8				6.38	(a)	
CaO	11.84	(a) 12			14.3	(c) 11.71	(a)	12.2 (c)
Na <sub>2</sub> O	0.27	(a) 0.42			0.27	(c) 0.3	(a)	0.28 (c)
K <sub>2</sub> O	0.07	(a) 0.084	0.064	(b) 0.063	(b) 0.081	(c) 0.07	(a)	
P <sub>2</sub> O <sub>5</sub>	0.02	(a)				0.04	(a)	
S %						0.07	(a)	
sum								
Sc ppm		60			63.1	(c)		57 (c)
V		100						
Cr		3000			2160	(c) 2600	(a)	1700 (c)
Co		40			27.2	(c)		34
Ni		15						
Cu					6.6	(c)		
Zn								
Ga								
Ge ppb								3 (c)
As								
Se								
Rb		0.76						
Sr		165						123 (c)
Y		55						
Zr		170						181 (c)
Nb								
Mo								
Ru								
Rh								
Pd ppb								
Ag ppb								
Cd ppb								
In ppb								
Sn ppb								
Sb ppb								
Te ppb								
Cs ppm								
Ba		55						67 (c)
La					6.33	(c)	6.76 (c)	6 (c)
Ce					20	(c)	17.5 (c)	16 (c)
Pr								
Nd							16 (c)	14 (c)
Sm					5.5	(c)	5.51 (c)	4.8 (c)
Eu					1.3	(c)	1.161 (c)	1.2 (c)
Gd							7.2 (c)	
Tb					1.75	(c)	1.27 (c)	1.3 (c)
Dy					9.48	(c)	9.03 (c)	
Ho					1.87	(c)	1.72 (c)	
Er							6 (c)	
Tm								1.2 (c)
Yb					5.25	(c)	4.59 (c)	4 (c)
Lu					0.67	(c)	0.67 (c)	0.66 (c)
Hf					3.9	(c)		3.6 (c)
Ta					0.33	(c)		0.53 (c)
W ppb								
Re ppb								
Os ppb								
Ir ppb								
Pt ppb								
Au ppb								
Th ppm			0.88	(b) 0.87	(b)			0.78 (c)
U ppm			0.24	(b) 0.23	(b)			

technique: (a) conventional wet, (b) radiation counting, (c) INAA, (d) XRF, (e) IDMS

**Table 1b. Chemical composition of 12064.**

reference weight	Compston71	Brown71	Tats71	Neal2001	
SiO <sub>2</sub> %					
TiO <sub>2</sub>					
Al <sub>2</sub> O <sub>3</sub>					
FeO					
MnO		0.27	(d)		
MgO					
CaO					
Na <sub>2</sub> O					
K <sub>2</sub> O		0.069	(d)		
P <sub>2</sub> O <sub>5</sub>					
S %					
sum					
Sc ppm				61.7	(f)
V	119	(d)		140	(f)
Cr	2020	(d)	3150 (d)	2097	(f)
Co	25	(d)		35.4	(f)
Ni	7	(d)	9 (d)	4.1	(f)
Cu	7	(d)	10 (d)	23	(f)
Zn				31	(f)
Ga	3.1	(d)		4.06	(f)
Ge ppb					
As					
Se					
Rb	1	(d)		1.19	(f)
Sr	134.8	(d)	138 (d)	144.6	(f)
Y	41	(d)	46 (d)	50	(f)
Zr	114	(d)	127 (d)	142	(f)
Nb	7	(d)	7 (d)	8.7	(f)
Mo					
Ru					
Rh					
Pd ppb					
Ag ppb					
Cd ppb					
In ppb					
Sn ppb					
Sb ppb				0.21	(f)
Te ppb					
Cs ppm				0.01	(f)
Ba	70	(d)	38 (d)	74	(f)
La	5	(d)		6.77	(f)
Ce	13	(d)		18.4	(f)
Pr				2.84	(f)
Nd				14.1	(f)
Sm				5.06	(f)
Eu				1.156	(f)
Gd				7.17	(f)
Tb				1.23	(f)
Dy				8.4	(f)
Ho				1.71	(f)
Er				4.92	(f)
Tm				0.69	(f)
Yb				4.61	(f)
Lu				0.57	(f)
Hf				4.1	(f)
Ta				0.45	(f)
W ppb					
Re ppb					
Os ppb					
Ir ppb					
Pt ppb					
Au ppb					
Th ppm			0.977	(e)	0.83 (f)
U ppm			0.278	(e)	0.23 (f)

technique: (c) INAA, (d) XRF, (e) IDMS, (f) ICP-MS

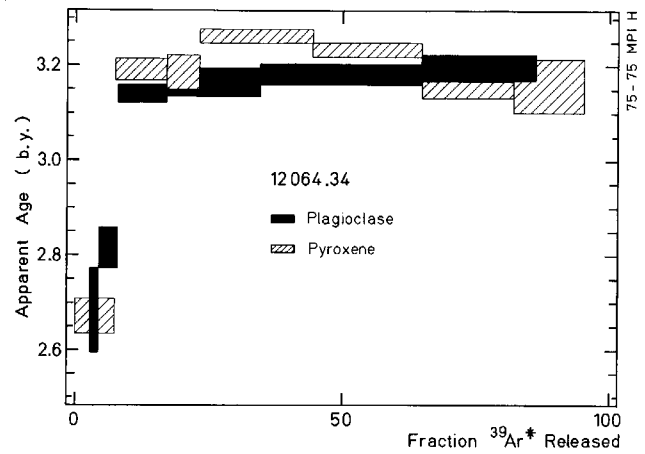


Figure 6: Argon release pattern for 12064 (from Horn et al. 1975).

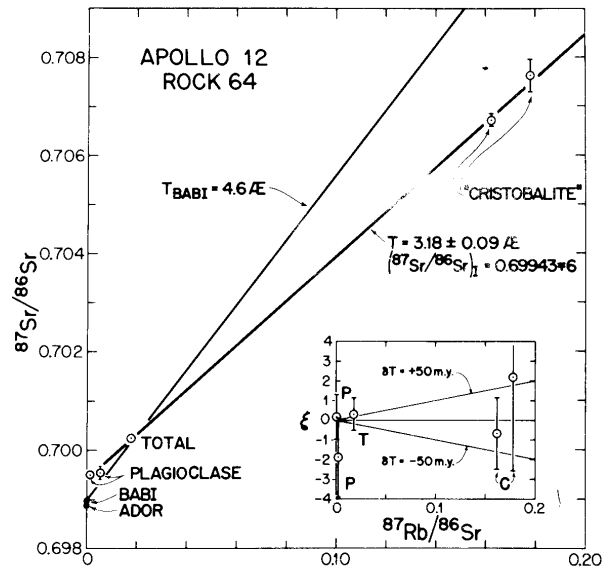


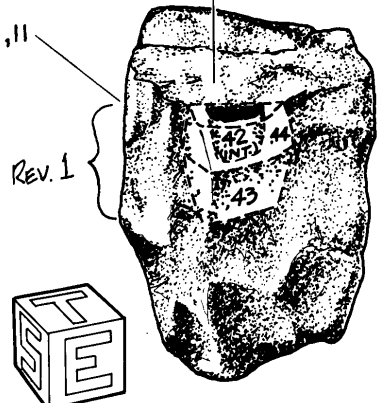
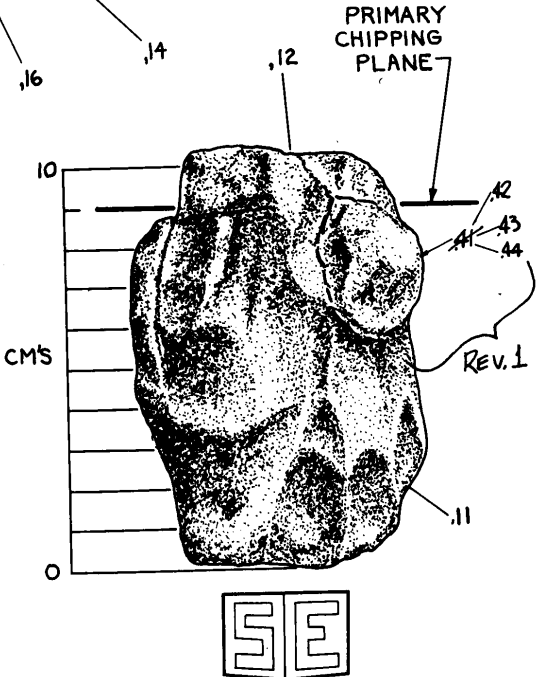
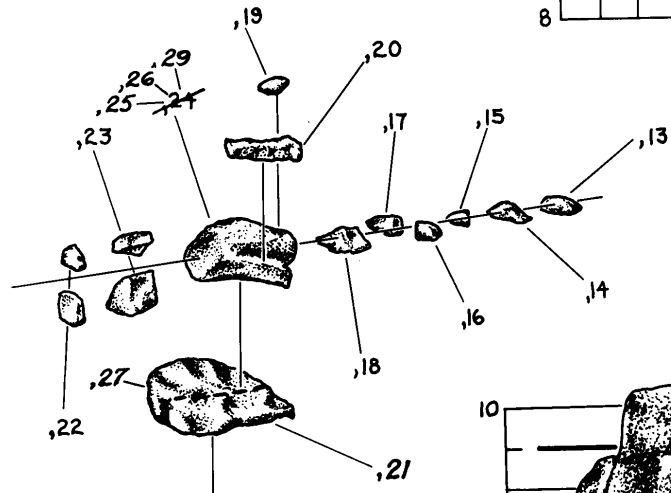
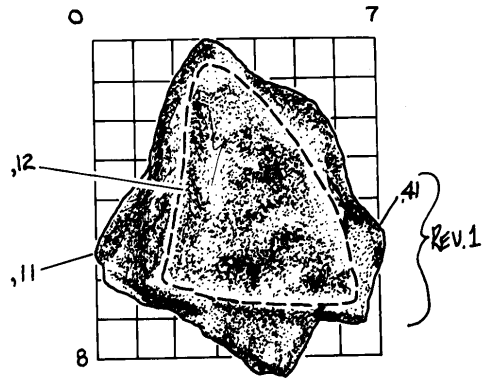
Figure 7: Rb-Sr isochron for lunar basalt 12064 (from Papanastassiou and Wasserburg 1971a).

**List of Photo #s for 12064**

- S69-19071 – 19080 B & W mug
- S69-60884 – 60907 B & W mug
- S70-16774 – 16775
- S70-44450 – 44459
- S70-31562 TS
- S70-31580 TS
- S75-33930 – 33933 texture, color
- S79-27110 – 27112

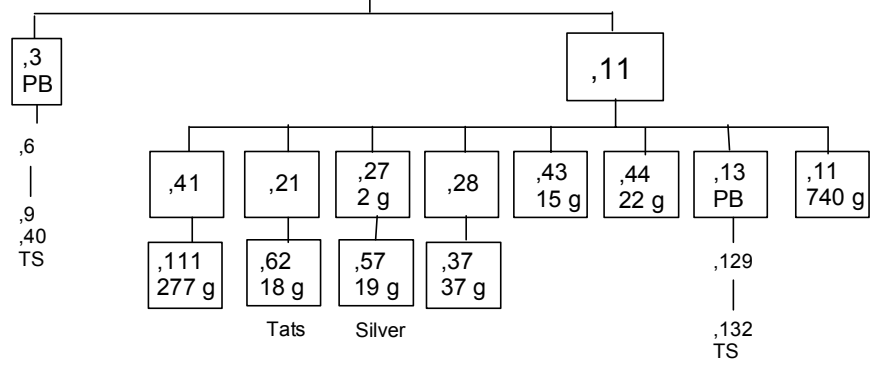
# THE CHIPPING OF LUNAR ROCK 12064

DRAWING COMPLETED JUL 13, 70  
 DRAWING REVISED 9/1/70  
 (CHIPPING OF PEICE #, 41)



C Meyer  
05

12064  
1214 g






Figure 8: 12064,11 with chisel 17 cm long. NASA # S70-19624.



Figure 9: 12064,21 with dice. Scale is cm. (unnumbered photo)



## References for 12064

- Baldrige W.S., Beatty D.W., Hill S.M.R. and Albee A.L. (1979) The petrology of the Apollo 12 pigeonite basalt suite. *Proc. 10<sup>th</sup> Lunar Planet. Sci. Conf.* 141-179.
- Bogard D.D., Funkhouser J.G., Schaeffer O.A. and Zahringer J. (1971) Noble gas abundances in lunar material-cosmic ray spallation products and radiation ages from the Sea of Tranquillity and the Ocean of Storms. *J. Geophys. Res.* **76**, 2757-2779.
- Brown G.M., Emeleus C.H., Holland J.G., Peckett A. and Phillips R. (1971) Picrite basalts, ferrobasalts, feldspathic norites, and rhyolites in a strongly fractionated lunar crust. *Proc. 2<sup>nd</sup> Lunar Sci. Conf.* 583-600.
- Compston W., Berry H., Vernon M.J., Chappell B.W. and Kay M.J. (1971) Rubidium-strontium chronology and chemistry of lunar material from the Ocean of Storms. *Proc. 2<sup>nd</sup> Lunar Sci. Conf.* 1471-1485.
- Crozaz G., Walker R. and Woolum D. (1971) Nuclear track studies of dynamic surface processes on the moon and the constancy of solar activity. *Proc. 2<sup>nd</sup> Lunar Sci. Conf.* 2543-2558.
- Dickinson T., Taylor G.J., Keil K. and Bild R.W. (1989) Germanium abundances in lunar basalts: Evidence of mantle metasomatism. *Proc. 19<sup>th</sup> Lunar Planet. Sci.* 189-198. Lunar Planetary Institute, Houston.
- Dungan M.A. and Brown R.W. (1977) The petrology of the Apollo 12 basalt suite. *Proc. 8<sup>th</sup> Lunar Sci. Conf.* 1339-1381.
- Haskin L.A., Helmke P.A., Allen R.O., Anderson M.R., Korotev R.L. and Zweifel K.A. (1971) Rare-earth elements in Apollo 12 lunar materials. *Proc. 2<sup>nd</sup> Lunar Sci. Conf.* 1307-1317.
- Horn P., Kirsten T. and Jessberger E.K. (1975b) Are there Apollo 12 basalts younger than 3.1 b.y. Unsuccessful search for A12 mare basalts with crystallization ages below 3.1 b.y. *Meteoritics* **10**, 417-418.
- Klein C., Drake J.C. and Frondel C. (1971) Mineralogical, petrological, and chemical features of four Apollo 12 lunar microgabbros. *Proc. 2<sup>nd</sup> Lunar Sci. Conf.* 265-284.
- Kushiro I. and Haramura H. (1971) Major element variation and possible source materials of Apollo 12 crystalline rocks. *Science* **171**, 1235-1237.
- Kushiro I., Nakamura Y., Kitayama K. and Akimoto S-I. (1971) Petrology of some Apollo 12 crystalline rocks. *Proc. 2<sup>nd</sup> Lunar Sci. Conf.* 481-495.
- LSPET (1970) Preliminary examination of lunar samples from Apollo 12. *Science* **167**, 1325-1339.
- McGee P.E., Warner J.L. and Simonds C.H. (1977) Introduction to the Apollo Collections. Part I: Lunar Igneous Rocks. Curators Office, JSC.
- Neal C.R., Hacker M.D., Snyder G.A., Taylor L.A., Liu Y.-G. and Schmitt R.A. (1994a) Basalt generation at the Apollo 12 site, Part 1: New data, classification and re-evaluation. *Meteoritics* **29**, 334-348.
- Neal C.R., Hacker M.D., Snyder G.A., Taylor L.A., Liu Y.-G. and Schmitt R.A. (1994b) Basalt generation at the Apollo 12 site, Part 2: Source heterogeneity, multiple melts and crustal contamination. *Meteoritics* **29**, 349-361.
- Neal C.R. (2001) Interior of the moon: The presence of garnet in the primitive deep lunar mantle. *J. Geophys. Res.* **106**, 27865-27885.
- Nyquist L.E., Bansal B.M., Wooden J. and Wiesmann H. (1977) Sr-isotopic constraints on the petrogenesis of Apollo 12 mare basalts. *Proc. 8<sup>th</sup> Lunar Sci. Conf.* 1383-1415.
- Nyquist L.E., Shih C.-Y., Wooden J.L., Bansal B.M. and Wiesmann H. (1979) The Sr and Nd isotopic record of Apollo 12 basalts: Implications for lunar geochemical evolution. *Proc. 10<sup>th</sup> Lunar Planet. Sci. Conf.* 77-114.
- O'Kelley G.D., Eldridge J.S., Schonfeld E. and Bell P.R. (1971a) Abundances of the primordial radionuclides K, Th, and U in Apollo 12 lunar samples by nondestructive gamma-ray spectroscopy: implications for the origin of lunar soils. *Proc. Second Lunar Sci. Conf.* 1159-1168.
- O'Kelley G.D., Eldridge J.S., Schonfeld E. and Bell P.R. (1971b) Cosmogenic radionuclide concentrations and exposure ages of lunar samples from Apollo 12. *Proc. Second Lunar Sci. Conf.* 1747-1755.

Papanastassiou D.A. and Wasserburg G.J. (1971a) Lunar chronology and evolution from Rb-Sr studies of Apollo 11 and 12 samples. *Earth Planet. Sci. Lett.* **11**, 37-62.

Rhodes J.M., Blanchard D.P., Dungan M.A., Brannon J.C., and Rodgers K.V. (1977) Chemistry of Apollo 12 mare basalts: Magma types and fractionation processes. *Proc. 8<sup>th</sup> Lunar Sci. Conf.* 1305-1338.

Scoon J.H. (1971) Chemical analyses of lunar samples 12040 and 12064. *Proc. 2<sup>nd</sup> Lunar Sci. Conf.* 1259-1260.

Tatsumoto M., Knight R.J. and Doe B.R. (1971) U-Th-Pb systematic of Apollo lunar samples. *Proc. 2<sup>nd</sup> Lunar Sci. Conf.* 1521-1546.

Unruh D.M., Stille P., Patchett P.J. and Tatsumoto M. (1984) Lu-Hf and Sm-Nd evolution in lunar mare basalts. *Proc. 14<sup>th</sup> Lunar Planet. Sci. Conf.* in *J. Geophys. Res.* **88**, B459-B477.

Wänke H., Wlotzka F., M. and Rieder R. (1971) Apollo 12 samples: Chemical composition and its relation to sample locations and exposure ages, the two component origin of the various soil samples and studies on lunar metallic particles. *Proc. 2<sup>nd</sup> Lunar Sci. Conf.* 1187-1208