

66055
Poymict Breccia
1308 grams



Figure 1: Photo of 66055. Cube is 1 cm for scale. NASA S72-39296.

Introduction

66055 is a complex polymict feldspathic breccia from the flanks of Stone Mountain, Apollo 16. It is somewhat different from most other Apollo 16 samples (figures 1 and 2). It appears to be intermediate between fragmental breccias and glassy melt breccias, with included abundant rounded patches of brown glass. However, Ryder and Blair (1982) conclude that 66055 is not a regolith breccia. The origin of this rock is not determined.

Micrometeorite craters are found on the T1-W1 surface (figure 2). 66055 is ~3.9 b.y. old, with an exposure to cosmic rays for 55 m.y.

Petrography

Ryder and Norman (1980) reviewed what was known about 66055. James (1982) recognized that it was somewhat different from other Apollo 16 breccias, with more than two lithologies. Ryder and Blair (1982) also determined that 66055 is “unique” with abundant KREEP glass and even some areas of granitic glass.

66055 consists of fragments of aphanitic dark materials and coarse light materials (figure 5). The dark materials vary from brown glass to mesostasis-rich basalt, with some fragments showing graduation from one to the other. The white fragments mainly have poikiloblastic or granoblastic textures while other are apparently shocked cumulate materials (ANT). Everything is highly aluminous (tables).



Figure 2: Top surface of 66055 showing numerous zap pits. Cube is 1 cm. S72-39298.

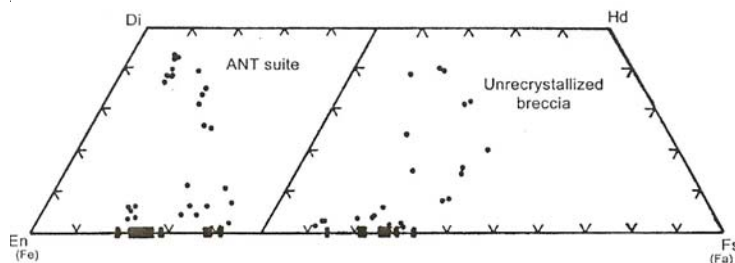


Figure 3: Pyroxene composition of various lithologies in 66055 (Fruchter et al. 1974).

Wilshire and Moore (1973) remarked on the abundant glass selvages and glass fragments in 66055. Fruchter et al. (1974) were the first to give a report on the clastic nature of 66055, and provided the only chemical analyses to date. Some of their analyses showed that 66055 contains abundant KREEP component (similar to Apollo 14). Ryder and Blair (1982) also reported that 66055 contained KREEP glass.

Mineralogy

Pyroxene: Fruchter et al. (1974) and Ryder and Blair (1982) reported pyroxene compositions (figures 3 and 4).

Metal: McKay et al. (1973), Reed and Taylor (1974) reported Ni = 4-8% and Co = 0.2 – 0.5%. Kamacite, taenite and schreibersite have been reported.

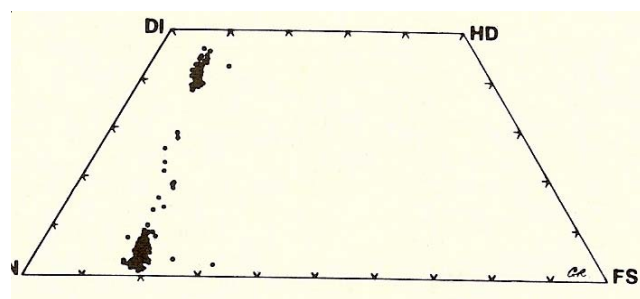


Figure 4: Pyroxenes in the feldspathic portion of 66055 (Ryder and Blair 1982).

Rust: Hunter and Taylor (1981) find rust!

Glass: Table 4



Figure 5: Photo of large butt end (.26) cut from 66055. Cube is 1 inch; scale is in cm. S78-38492.



Figure 6: Photo of slab pieces 66055,24. Cube is 1 cm. S79-38081

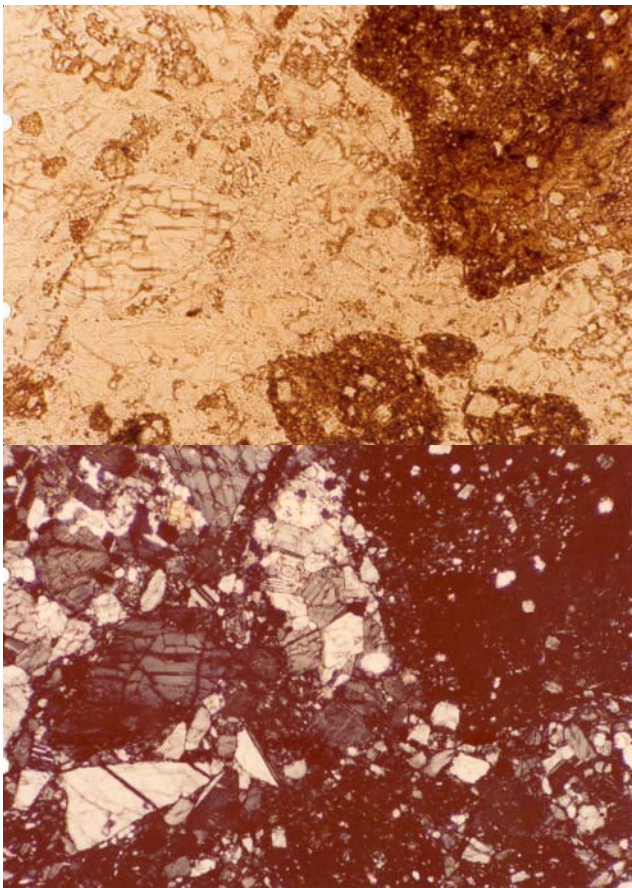


Figure 7: Photomicrographs of 66055,75. Top is plane polarized and bottom is crossed polarized. S79-27713 and 27714. Field of view 1.3 mm.



Figure 8: Thin section photomicrograph of melt in 66055.

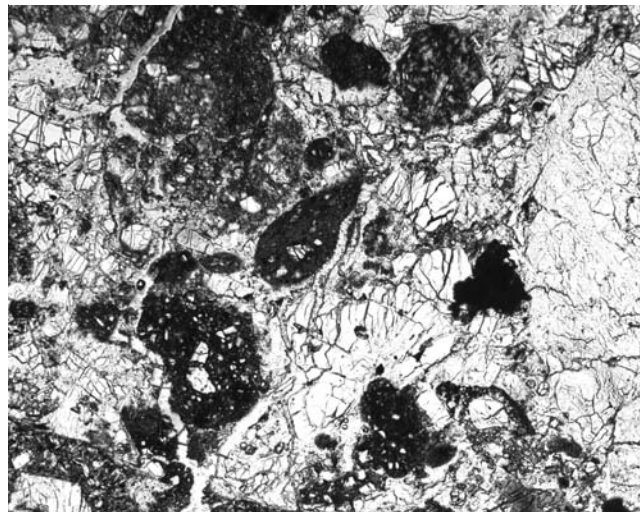


Figure 9: Thin section photomicrograph of matrix of 66055. Field of view is 2 mm. Tear drop is brown glass.

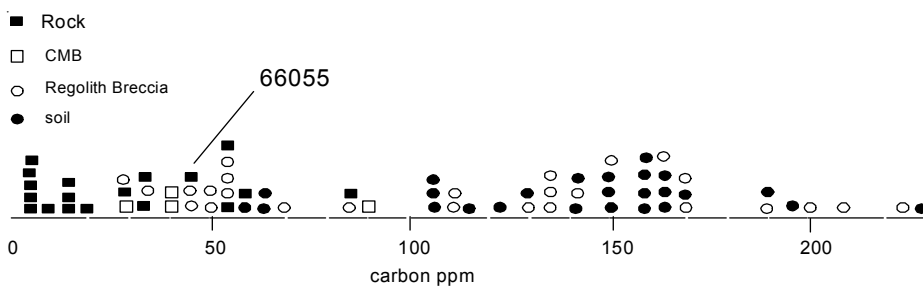


Figure 10: Carbon content of Apollo 16 samples including breccia sample 66055.

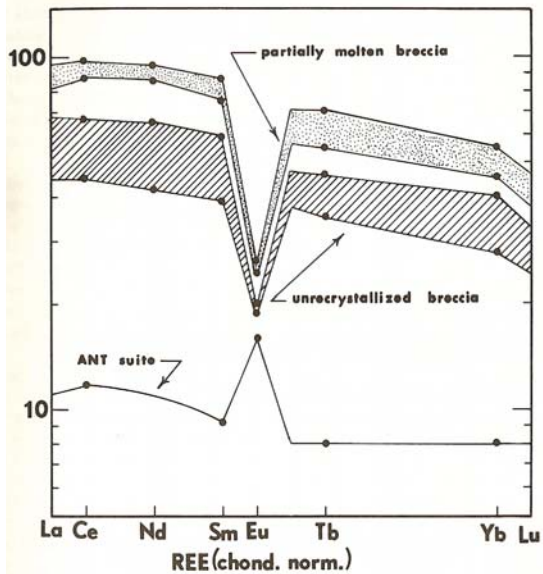


Figure 11: Normalized rare-earth-element diagram for different lithologies found in breccia sample 66055 (Fruchter et al. 1974).

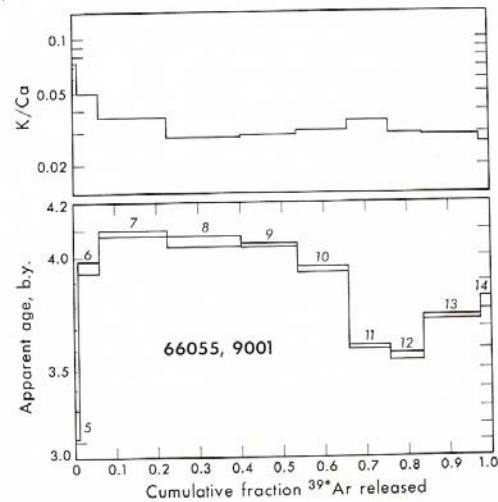


Figure 12: Ar/Ar plateau diagram for 66055 (Phinney et al. (1975).

Summary of Age Data for 66055

	K/Ar
Phinney et al. 1978	3.90 +/- 0.02 b.y.

Chemistry

The low carbon content of 66055 indicates that it is not a regolith breccia (figure 10; Moore et al. 1976). Fruchter et al. (1974) reported the composition of matrix and numerous clasts (tables and figure 11). Ross Taylor (1973) reported the composition of a white area.

Radiogenic age dating

Phinney et al. (1978) tried to date a portion of 66055 by Ar/Ar, but obtained a decreasing pattern (figure 12). They conclude the age of 66055 is best estimated by the total K/Ar age of 3.9 b.y.

Cosmogenic isotopes and exposure ages

Phinney et al. (1978) determined a ^{38}Ar -Ca exposure age of 55 +/- 13 m.y. (NOT the age of South Ray Crater).

Other Studies

Magnetic studies seemed to find a direction to the magnetic properties of 66055 (Collinson et al. 1973, Nagata et al. 1973). Katsube and Collett (1973) determined the electrical characteristics of Apollo 16 lunar samples.

Clayton et al. (1973) reported oxygen isotopes.

Maccougall et al. (1973) studied the glass with high-voltage electron microscopy and could not find many solar flare tracks (it is not a regolith breccia).

Processing

A large slab (1.5 cm thick) was cut from 66055 (figure 6 and 13). Numerous allocations have been made to Randy Korotev.

Table 1. Chemical composition of 66055.

reference weight	McKinley 84	Fruchter74 matrix				
SiO ₂ %	45.9	(a)				
TiO ₂	0.91					
Al ₂ O ₃	23.6	28	30.4	32.3	27	(b)
FeO	5.9	5.27	3.35	4.37	4.5	(b)
MnO	0.12					
MgO	9.26					
CaO	13.2					
Na ₂ O	0.41	0.44	0.44	0.31	0.43	(b)
K ₂ O	0.28	0.13		0.11	0.1	(b)
P ₂ O ₅	0.2					
S %						
<i>sum</i>						
Sc ppm		7.7	5.3	6.8	6.2	(b)
V						
Cr		742	568	723	620	(b)
Co		30	19	20	32	(b)
Ni						
Cu						
Zn						
Ga						
Ge ppb						
As						
Se						
Rb						
Sr						
Y						
Zr						
Nb						
Mo						
Ru						
Rh						
Pd ppb						
Ag ppb						
Cd ppb						
In ppb						
Sn ppb						
Sb ppb						
Te ppb						
Cs ppm						
Ba		130	89	120	84	(b)
La		14.4	6	9.3	7.3	(b)
Ce		37.3	15.2	24.3	21.3	(b)
Pr						
Nd		24.7				(b)
Sm		6.9	2.8	4.3	3.2	(b)
Eu		1.2	1.1	1.1	1.2	(b)
Gd						
Tb		1.4	0.6	0.8	0.7	(b)
Dy						
Ho						
Er						
Tm						
Yb		5.1	2.6	3.7	3.2	(b)
Lu		0.7	0.4		0.5	(b)
Hf		5.1	2	3.2	2.9	(b)
Ta		0.6	0.3	0.4	0.4	(b)
W ppb						
Re ppb						
Os ppb						
Ir ppb						
Pt ppb						
Au ppb						
Th ppm						
U ppm		3	1.2	1.8	1.9	(b)

technique: (a) calculated (b) INAA

Table 2. Chemical composition of 66055 (clasts).

reference weight	Fruchter74 partially molten clasts					microbreccia chips					R. Taylor 73 white cl.	
SiO ₂ %	45.1					45.4					(c)	43.6
TiO ₂	0.9					1.12					(c)	1.8
Al ₂ O ₃	23.2	23	21.5	26	24	20.9	23	25.3	28.7	(b)	31.4	
FeO	5.76	9	9.4	8	7.3	7.45	6.3	6	4.9	(b)	2.2	
MnO												
MgO	9.05					9.06					(c)	4.1
CaO	13					12.2					(c)	16.8
Na ₂ O	0.52	0.47	0.5	0.56	0.5	0.43	0.47	0.44	0.48	(b)	0.37	
K ₂ O	0.2	0.3	0.2	0.26	0.25	0.35	0.2	0.16	0.3	(b)	0.1	
P ₂ O ₅	0.2					0.3					(c)	
S %												
sum												
Sc ppm	11.5	11.8	11.5	13.4	11.1	7.3	9.7	9.3	8.6	(b)		
V												
Cr	1160	1100	1040	1200	1050	640	880	790	780	(b)		
Co	55	85	113	11	46	28	42	38	22	(b)		
Ni												
Cu												
Zn												
Ga												
Ge ppb												
As												
Se												
Rb											0.98	(a)
Sr												
Y											10.4	(a)
Zr											39	(a)
Nb											3.5	(a)
Mo												
Ru												
Rh												
Pd ppb												
Ag ppb												
Cd ppb												
In ppb												
Sn ppb											150	(a)
Sb ppb												
Te ppb												
Cs ppm												
Ba	280	300	250		260	160	180	240		(b)	64	(a)
La	27.3	29.5	27.8	32		15.3	22.5	20.3	9.3	(b)	3.2	(a)
Ce	76.9	79.9	73.4	85.5	63.8	42.1	57.8	73.4	38	(b)	8.4	(a)
Pr											1.1	(a)
Nd	51	56	55		45	32	42	46		(b)	3.9	(a)
Sm	13.6	14.6	13.2	15.6	12.8	6.9	10.6	9.5	5.9	(b)	1	(a)
Eu	1.6	1.7	1.5		1.6	1.4	1.4	1.5		(b)	0.83	(a)
Gd											1.2	(a)
Tb	2.5	2.7	9.9	4.2	2.6	2.1	2.1	2.1		(b)	0.21	(a)
Dy											1.47	(a)
Ho											0.34	(a)
Er											0.97	(a)
Tm											0.15	(a)
Yb	9.1	10.4	9.9	10.8	9.6	5.5	8.1	7	5.2	(b)	0.91	(a)
Lu	1.3	1.4	1.2	1.6	1.1	0.7	1.1	1	0.6	(b)	0.14	(a)
Hf	9.6	10.3	9.3	8	9.3	5.7	7.4	7.5	2.8	(b)	0.72	(a)
Ta	1.2	1.2	1.1		1.1	0.7	0.9	1		(b)		
W ppb												
Re ppb												
Os ppb												
Ir ppb												
Pt ppb												
Au ppb												
Th ppm	4.4	4.4	4.6	5.7	4.7	3	4	3.7	6.2	(b)	0.35	(a)
U ppm												

technique: (a) spark mass spec. (b) INAA, (c) broad beam e probe

Table 3. Chemical composition of clasts.

reference	Fruchter et al. 1974							
weight								
SiO2 %								
TiO2								
Al2O3	36.7	27.4	30	27.8	11.7	28.2	28.7	(a)
FeO	0.13	3.86	4.25	4.1	6.81	5.4	10.2	(a)
MnO								
MgO								
CaO								
Na2O	0.37	0.26	0.41	0.41	0.52	0.44	0.45	(a)
K2O			0.076	0.076	0.23	0.15	0.1	(a)
P2O5								
S %								
sum								
Sc ppm	0.4	4.9	6.2	6.5	9.7	6.3	7.7	(a)
V								
Cr	21	987	755	825	911	530	680	(a)
Co	1	18	22	13	50	80	199	(a)
Ni								
Cu								
Zn								
Ba				70	230	180		(a)
La			3.7	24.1	15.5	16.8		(a)
Ce	5.4	10.5	5.9	64	42	48		(a)
Pr								
Nd								
Sm	0.2	0.8	1.5	0.8	12.2	6.6	8.4	(a)
Eu	1.5		1.1	1.4	1.6	1.2	2.2	(a)
Gd								
Tb		0.2	0.3		3.1	1.6	2.2	(a)
Dy								
Ho								
Er								
Tm								
Yb		0.8	1.8	1.8	7.5	5.9	5.7	(a)
Lu				0.2	1.2	0.7	0.8	(a)
Hf		0.4	1.3		5.7	5.3	4.3	(a)
Ta			0.2		1.1			(a)
W ppb								
Re ppb								
Os ppb								
Ir ppb								
Pt ppb								
Au ppb								
Th ppm		0.3	0.9		3.9	3	3.1	(a)
U ppm								

technique (a) INAA

Table 4. Chemical composition of glass.

reference	Ryder and Blair			
weight	brown	granite		
SiO2 %	47.3	47.7	78.7	(a)
TiO2	1.3	1.4	0.46	(a)
Al2O3	19	18.8	13	(a)
FeO	8.5	7.8	1.4	(a)
MnO				
MgO	11.4	10.6	0	(a)
CaO	11.8	11.8	1.1	(a)
Na2O	0.7	0.76	0.2	(a)
K2O	0.4	0.32	7.4	(a)

technique: (a) elec. Probe


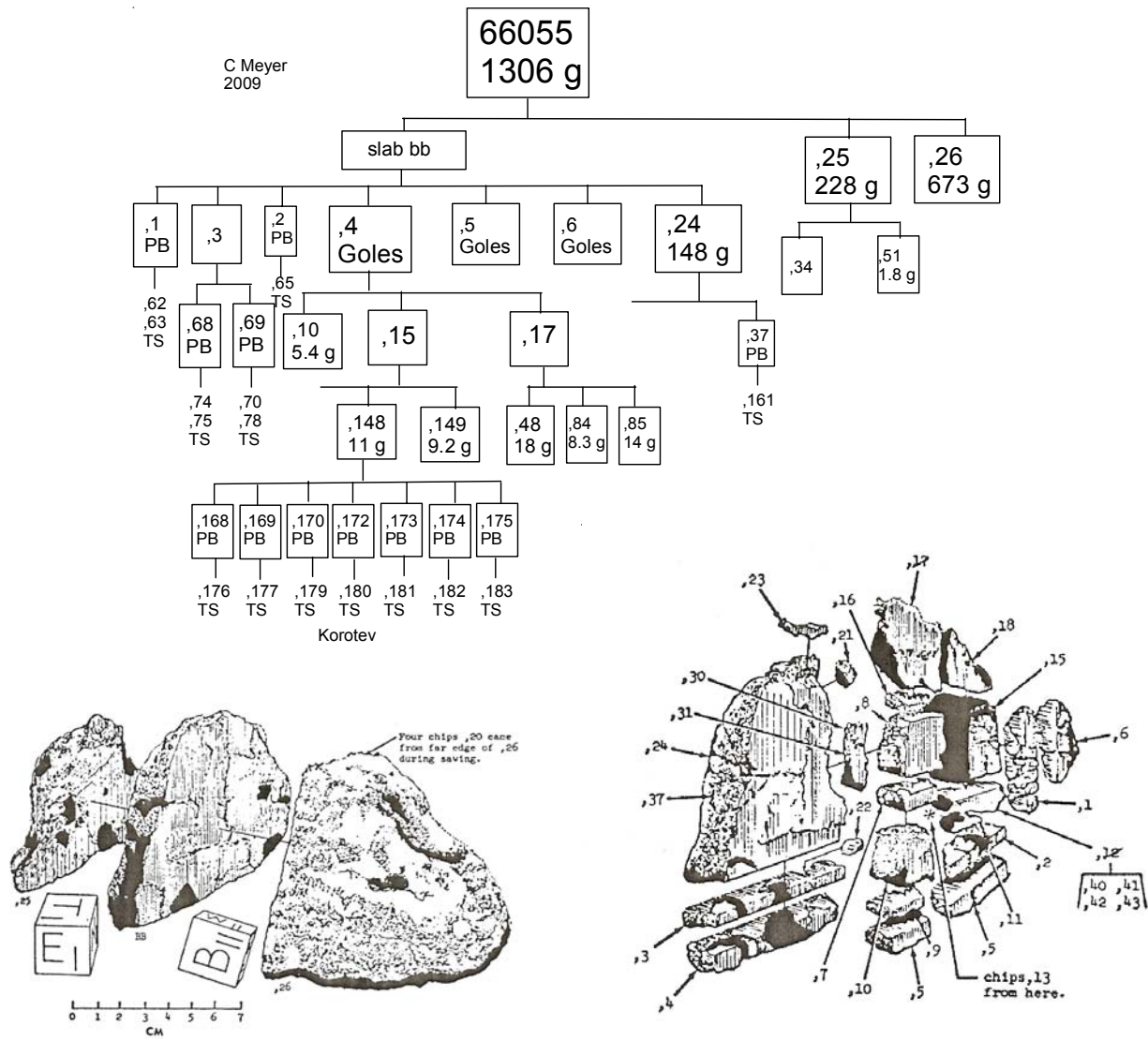


Figure 13: Location of first saw cut 66055. S76-21691 Cube is 1 inch.

References for 66055

Butler P. (1972) Lunar Sample Information Catalog Apollo 16. Lunar Receiving Laboratory. MSC 03210 Curator's Catalog. pp. 370.

Clayton R.N., Hurd J.M. and Mayeda T.K. (1973) Oxygen isotope compositions of Apollo 15, 16 and 17 samples, and their bearing on lunar origin and petrogenesis. *Proc. 4th Lunar Sci. Conf.* 1535-1542.

Collinson D.W., Stephenson A. and Runcom S.K. (1973) Magnetic properties of Apollo 15 and 16 rocks. *Proc. 4th Lunar Sci. Conf.* 2963-2976.

Cripe J.D. and Moore C.B. (1974) Total sulfur contents of Apollo 15 and 16 lunar samples (abs). *Lunar Sci.* **V**, 523-525. Lunar Planetary Institute, Houston.

Fruchter J.S., Kriedelbaugh S.J., Robyn M.A. and Goles G.G. (1974) Breccia 66055 and related clastic materials from the Descartes region, Apollo 16. *Proc. 5th Lunar Sci. Conf.* 1035-1046.

Hunter R.H. and Taylor L.A. (1981) Rust and schreibersite in Apollo 16 highland rocks: Manifestations of volatile-element mobility. *Proc. 12th Lunar Planet. Sci. Conf.* 253-259.

James O.B. (1981a) Tentative classification of the Apollo 16 breccias (abs). *Lunar Planet. Sci.* **XII**, 506-508.

Katsube T.J. and Collett L.S. (1973a) Electrical characteristics of Apollo 16 lunar samples. *Proc. 4th Lunar Sci. Conf.* 3101-3110.

MacDougall D., Rajan R.S., Hutcheon I.D. and Price P.B. (1973) Irradiation history and accretionary processes in lunar and meteoritic breccias. *Proc. 4th Lunar Sci. Conf.* 2319-2336.

McKay G.A., Kridelbaugh S. and Weill D. (1973) A preliminary report on the petrology of microbreccia 66055 (abs). *In Lunar Sci.* **IV**, 487-489. Lunar Planetary Institute, Houston.

McKay G.A., Kridelbaugh S. and Weill D. (1973) The occurrence and origin of schreibersite-kamacite intergrowths in microbreccia 66055. *Proc. 4th Lunar Sci. Conf.* 811-818.

McKinley J.P., Taylor G.J., Keil K., Ma M.-S. and Schmitt R.A. (1984) Apollo 16: Impact sheets, contrasting nature of the Cayley Plains and Descartes Mountains, and geologic history. *Proc. 14th Lunar Planet. Sci. Conf.* in *J. Geophys. Res.* **89**, B513-B524.

Moore C.B., Lewis C.F. and Gibson E.K. (1973) Total carbon contents of Apollo 15 and 16 lunar samples. *Proc. 4th Lunar Sci. Conf.* 1613-1923.

Moore C.B. and Lewis C.F. (1976) Total nitrogen contents of Apollo 15, 16 and 17 lunar rocks and breccias (abs). *Lunar Sci.* **VII**, 571-573. Lunar Planetary Institute, Houston.

Nagata T., Fischer R.M., Schwerer F.C., Fuller M.D. and Dunn J.R. (1973) Magnetic properties and natural remanent magnetization of Apollo 15 and 16 lunar materials. *Proc. 4th Lunar Sci. Conf.* 3019-3043.

Phinney D., Kahl S.B. and Reynolds J.H. (1975) ⁴⁰Ar-³⁹Ar dating of Apollo 16 and 17 rocks. *Proc. 6th Lunar Sci. Conf.* 1593-1608.

Reed S.J.B. and Taylor S.R. (1974) Meteoritical metal in Apollo 16 samples. *Meteoritics* **9**, 23-24.

Ryder G. and Norman M.D. (1980) Catalog of Apollo 16 rocks (3 vol.). Curator's Office pub. #52, JSC #16904

Ryder G. and Blair E. (1982) KREEP glass and the exotic provenance and formation of polymict breccia 66055. *Proc. 13th Lunar Planet. Sci. Conf.* in *J. Geophys. Res.* **87**, A147-A158.

Schwerer F.C. and Nagata T. (1976) Ferromagnetic-superparamagnetic granulometry of lunar surface materials. *Proc. 7th Lunar Sci. Conf.* 759-778.

Taylor S.R., Gorton M.P., Muir P., Nance W.B., Rudowski R. and Ware N. (1973a) Composition of the Descartes region, lunar highlands. *Geochim. Cosmochim. Acta* **37**, 2665-2683.

Warner J.L., Simonds C.H. and Phinney W.C. (1973) Apollo 16 rocks: Classification and petrogenetic model. *Proc. 4th Lunar Sci. Conf.* 481-504.

Wilshire H.G. and Moore H.J. (1974) Glass-coated lunar rock fragments. *J. Geol.* **82**, 403-417.